

Usage

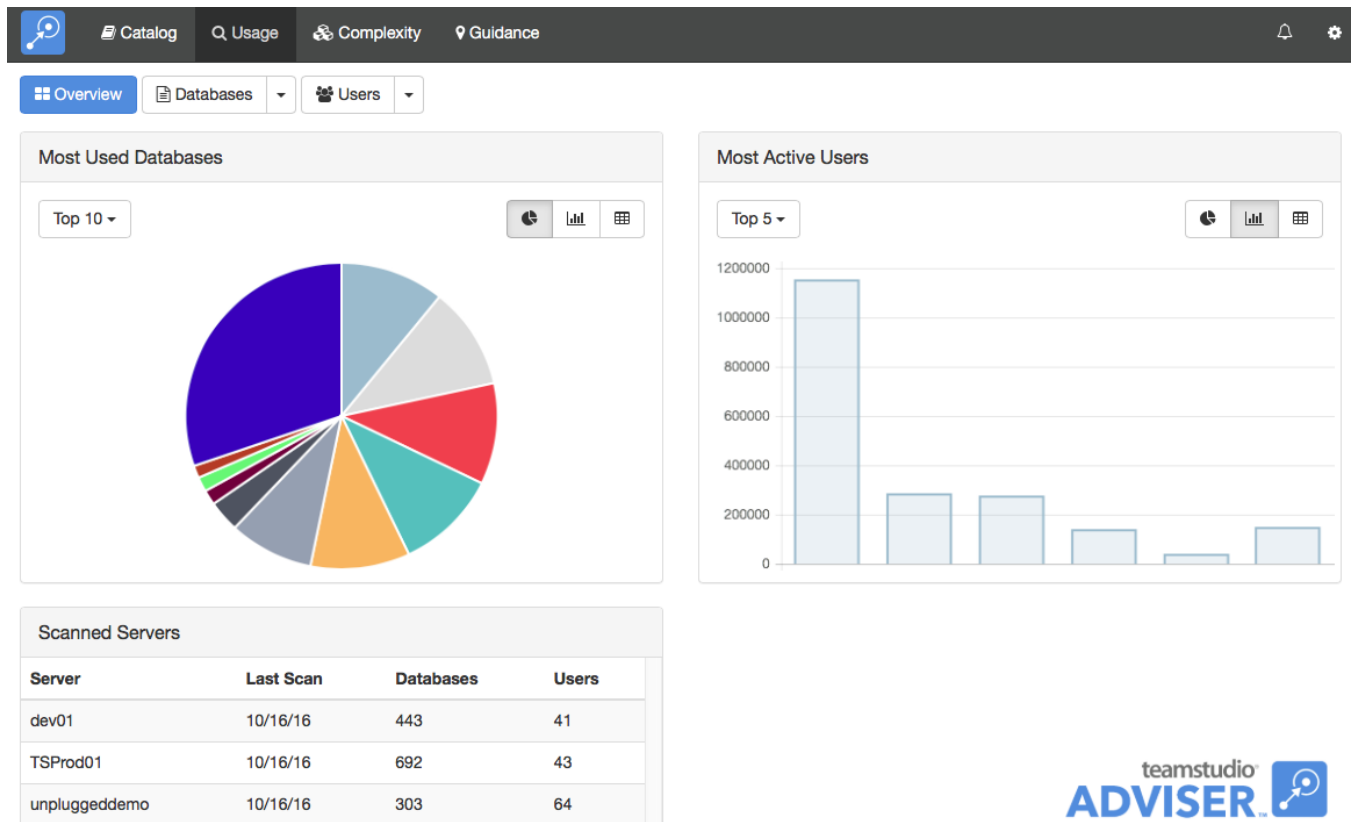
The Usage module collects detailed usage information stored in the Domino log file. It allows you to view information about how much your databases are being used and who is using them. It distinguishes between web and client usage and also separates usage by individual users from usage by agents or servers.

Running Usage Scan

The Domino server only retains usage information for fourteen days so it is important that you run usage scans regularly to import the data before it is lost. The installation section explains how to configure Teamstudio Adviser to run a usage scan every night.

Viewing Usage Data

To view usage data, select *Usage* from the top navigation bar or click on the Usage section of the Adviser home page. This will display the Usage overview page.



This shows the databases with the most usage and the most active users, along with the last few scans. You can use the buttons next to each chart to view the data as a pie chart, a bar chart or a table. You can use the scan history to verify that your servers are being scanned successfully..

Viewing Database Usage

To view a list of databases, click the *Databases* button at the top of the screen.

File	Server	Title	User Total	Notes	Web	Days	Users
search							
homepage.nsf	TSProd01	Homepage (9.0)	220,162	501	219,661		7
mail.box	unpluggeddemo	UNPLUGGEDDEMO Mailbox	218,809	218,809	0		4
mail.box	Dev01	DEV01 Mailbox	217,616	217,616	0		5
mail.box	TSProd01	TSPROD01 Mailbox	217,239	217,239	0		11
audit6/demo/TSUsage.nsf	Dev01	Adviser (demo)	209,847	13,244	196,603		5
audit6/TSUsage.nsf	Dev01	Dev01 Advisor	179,123	16,693	162,430		7
names.nsf	TSProd01	Teamstudio's Address Book	67,166	67,159	7		23
Unplugged.nsf	unpluggeddemo	Unplugged	32,065	549	31,516		48
Development/Internal/r_and_d/ua55/TSUsage.nsf	Dev01	UA 5.5 web	31,390	3,270	28,120		9
Development/External/Acme/Website.nsf	Dev01	Website	26,675	6,940	19,735		18
Development/Internal/r_and_d/ua6/TSUsage.nsf	Dev01	UA 6 dev	18,809	677	18,132		5

By default, this will display a list of all of the databases on all your servers. As with any list in Teamstudio Adviser, you can click on any of the column headers to sort the data. You can also use the search box to limit the display to databases matching the search text. All of the columns are searched, so you can, for example, match on a database title, not just a database path.

The counts in the table show:

Column Name	Description
User Total	The total number of hits for the database by users i.e. excluding hits from servers and agents. This is the sum of the <i>Notes</i> and <i>Web</i> columns.
Notes	The number of times the database was used by users from a Notes client. This is a count of <i>sessions</i> : when a user opens a database, interacts with it from the Notes client and then closes it, that counts as a single session.
Web	The number of times the database was accessed by users via HTTP. Since HTTP does not have a concept of sessions, this is a count of individual database accesses. For example, opening a page to view a single document might involve several database accesses to retrieve graphics stored as image resources in the database. Therefore the counts in this column tend to be significantly larger than the counts in the <i>Notes</i> column.
Days	The number of unique days on which the database was accessed by at least one user. Again, server and agent hits are excluded.
Users	The number of unique users who accessed the database.

Instead of viewing a complete list, you can group the databases in various ways. To do this, click on the down arrow at the right of the *Databases* button at the top of the screen. This will offer several ways to group the data, such as by template or by server. For example, if you group by template, you will see a screen like the following.

Grouped by Template	File	Server	Title	User Total	Notes	Web	Days	Users
(none) 429	search							
StdR85Mail 111	APAC/JavaRM.nsf	TSProd01	APAC Java Customers	505	505	0		6
StdR50ArchiveLog 87	SalesStudio/JavaRM.NSF	TSProd01	JP Java Customers	499	499	0		5
CIAOLog 50	SalesStudio2/JavaRM.nsf	TSProd01	UK Java Customers	498	498	0		5
StdR8Mail 35	SalesStudio2/RmIBM.nsf	TSProd01	IBM Contacts	497	497	0		6
StdR50Mail 25	SalesStudio2/WebEvalRM.nsf	TSProd01	Enerjy Web Eval Customers	493	493	0		5
StdR6Mail 21	SalesStudio/WebRm.nsf	TSProd01	JP Web Customers	493	493	0		5
dwa7 14	SalesStudio2/USJavaRM.nsf	TSProd01	US Java Customers	492	492	0		5
R5Customers 9	SalesStudio2/WebRm.nsf	TSProd01	UK Web Customers	492	492	0		5
	SalesStudio2/RmUSTEST.nsf	TSProd01	Customers TEST	483	483	0		4

To the left, a list of templates is shown, along with how many databases use that template. Selecting a template will display a list of those databases.

Viewing Database Usage Details

To view the usage details for a database, simply select the database from any list. This will display the details screen.

File	User Total
search	
homepage.nsf	220,162
mail.box	218,809
mail.box	217,616
mail.box	217,239
audit6/demo/TSUsage.nsf	209,847
audit6/TSUsage.nsf	179,123
names.nsf	67,166
Unplugged.nsf	32,065
Development/Internal/r_and_d/ua55/TSUsage.nsf	31,390
Development/External/Acme/Website.nsf	26,675
Development/Internal/r_and_d/ua6/TSUsage.nsf	18,809
Development/External/KEFC/PhoneApp_v1_4_1B.nsf	17,088
homepage.nsf	15,306
POC/medlab/OneViewApprovals415.nsf	7,515

Usage Counts	Count
Notes Activity	549
Web Activity	31516
Total User Activity	
Days by Users	254
Last Used On	Oct 15, 2016 8:07:57 PM
Agent Activity	12051
Days by Agents	260
Server Activity	0
Days by Servers	0
Total Days	
Users	48
Agents	1
Trends	

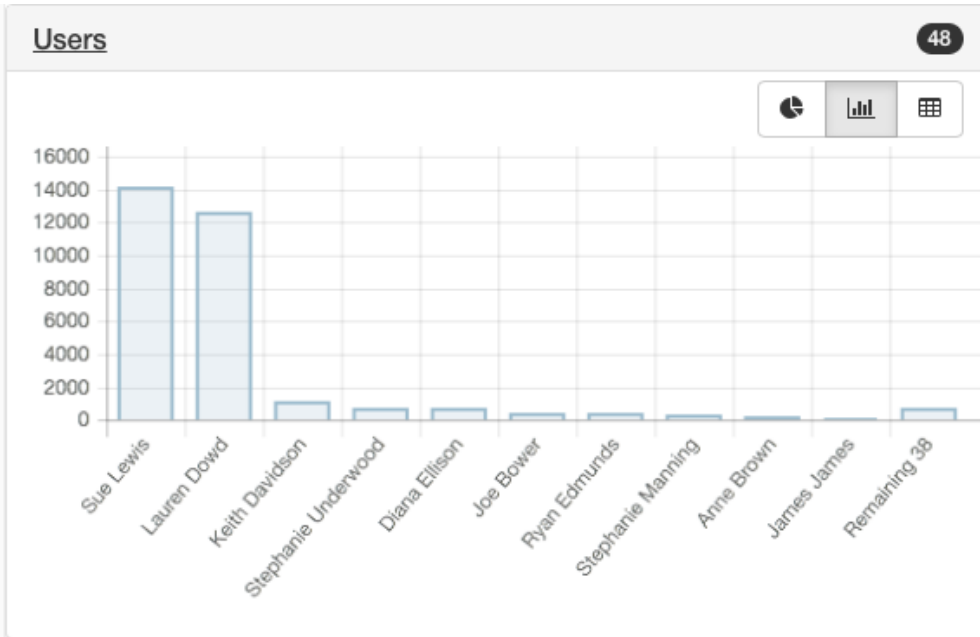
This screen shows the database list on the left and the details of the selected database on the right. You can expand the sections to view different types of data about the database. Teamstudio Adviser will remember which section you have expanded so that you will see a consistent view as you navigate through the application.

Usage Counts

The *Usage Counts* section, shown above, shows the counts available from the table along with additional counts for database accesses by agents and by servers.

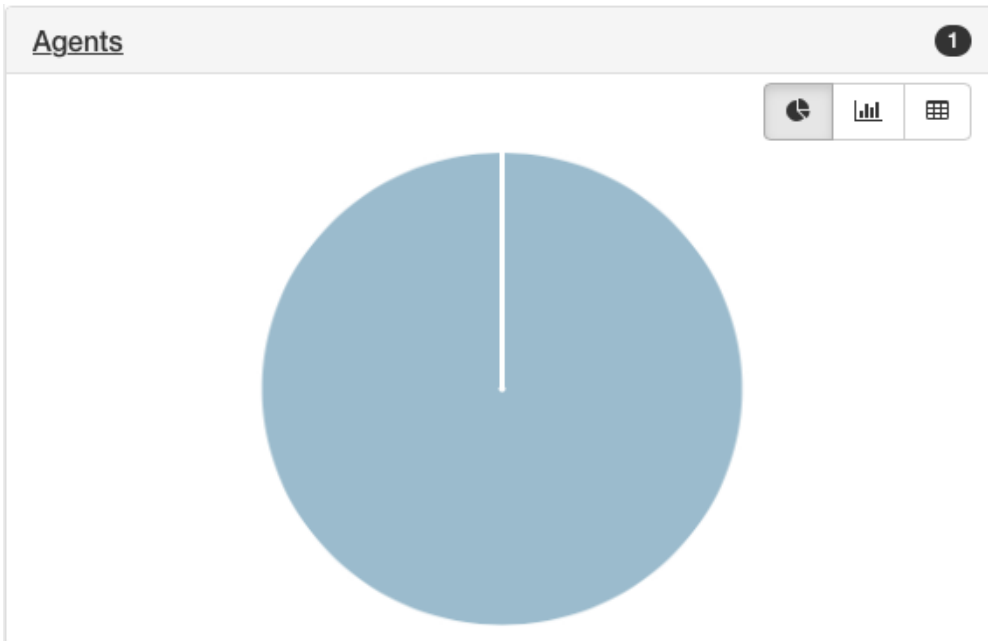
Users

The *Users* section shows which users have accessed the database. The count, 48 in the screenshot, shows how many different users have accessed the database.



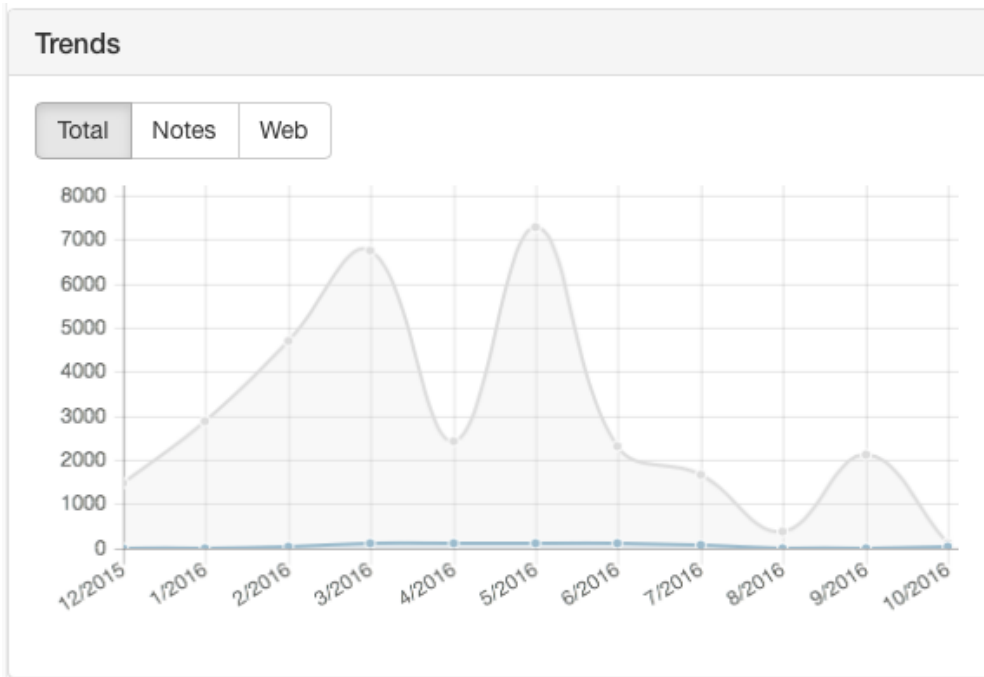
Agents

The *Agents* section shows which agents have accessed the database. The count, 1 in the screenshot, shows how many different agents have accessed the database.



Trends

The *Trends* section shows historical monthly counts for notes and web database access by users. As usual, server and agent accesses are excluded from these counts.



You can view details from other modules using the row of buttons above the details:

These will switch between Catalog, Usage, Complexity and Guidance details. The last button is used to filter the database - see [Filters](#) for details.

If the list that you were viewing was grouped then you will see an additional control at the top left of the screen that allows you to navigate through the groups. This control has buttons with left and right arrows that allow you to navigate to the previous and next groups. You can also click on the central text with the group name to select from a dropdown list of all groups.

Keyboard Navigation

There are several keyboard shortcuts to help you navigate around the details view.

- Up and Down arrows will move to the previous and next databases in the list
- Left and Right arrows will cycle through the different modules

Viewing User Usage

To view a list of users, click the *Users* button at the top of the screen.

[Catalog](#)
[Usage](#)
[Complexity](#)
[Guidance](#)

[Overview](#)
[Databases](#)
[Users](#)

Total Hits	Name	Servers Accessed	Last Access
1,152,477	Ryan Edmunds	6	7/26/16
288,130	James James	6	10/16/16
279,418	Sebastian Vance	2	10/13/16
141,210	Bella Hemmings	6	10/16/16
40,957	Oliver Ellison	4	7/22/16
15,290	Sarah Vaughan	4	10/7/16
14,124	Sue Lewis	1	10/15/16
14,089	Anne Brown	5	10/13/16
12,675	Lauren Dowd	1	10/16/16
12,065	Angela Mackay	1	1/20/16
9,715	Benjamin Forsyth	5	10/16/16
9,498	Richard Anderson	6	7/15/16
8,058	Mary Ferguson	4	10/14/16
6,840	Sophie Cameron	1	10/12/16

By default, this will display a list of all of the users with any recorded database access. As with any list in Teamstudio Adviser, you can click on any of the column headers to sort the data. You can also use the search box to limit the display to users matching the search text.

The counts in the table show:

Column Name	Description
Total Hits	The total number of database accesses recorded for this user. See the database section above for details on how these this count is computed.
Servers Accessed	The number of different servers accessed by this user.
Last Access	The last day on which activity was found for this user.

Instead of viewing a complete list, you can group the users in various ways. To do this, click on the down arrow at the right of the *Databases* button at the top of the screen. This will offer several ways to group the data, such as by data of last access. For example, if you group by template, you will see a screen like the following.

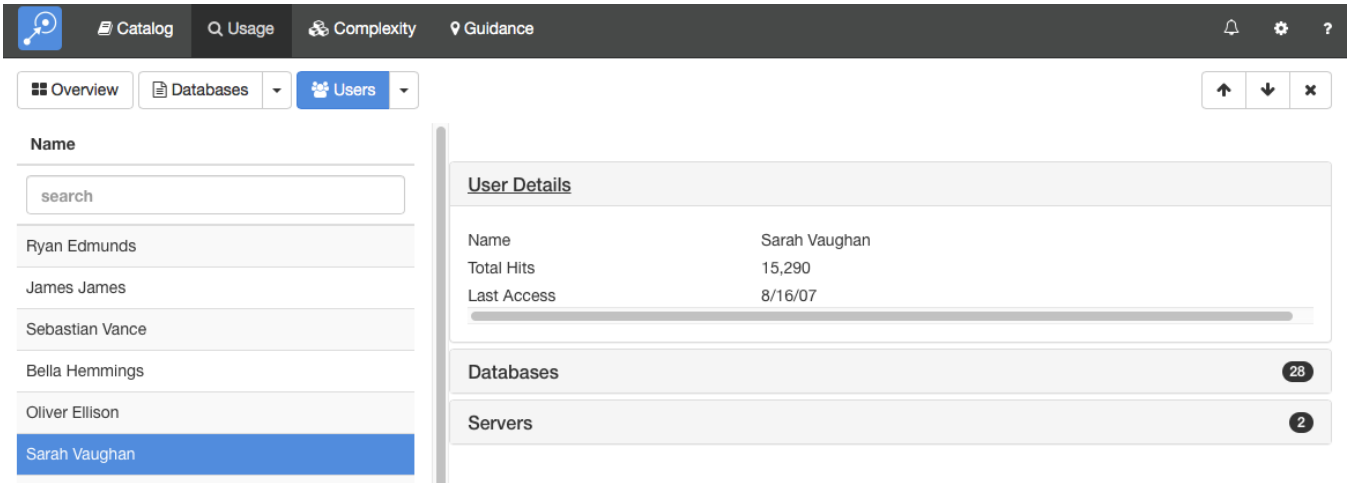
[Catalog](#)
[Usage](#)
[Complexity](#)
[Guidance](#)

[Overview](#)
[Databases](#)
[Users](#)

Grouped by Last Access	Total Hits	Name	Servers Accessed	Last Access
Last month 20				
Last 3 months 10	288,130	James James	6	10/16/16
Last 6 months 33	279,418	Sebastian Vance	2	10/13/16
Last year 30	141,210	Bella Hemmings	6	10/16/16
Never 10	15,290	Sarah Vaughan	4	10/7/16
	14,124	Sue Lewis	1	10/15/16
	14,089	Anne Brown	5	10/13/16

Viewing User Usage Details

To view the usage details for a database, simply select the user from any list. This will display the details screen.



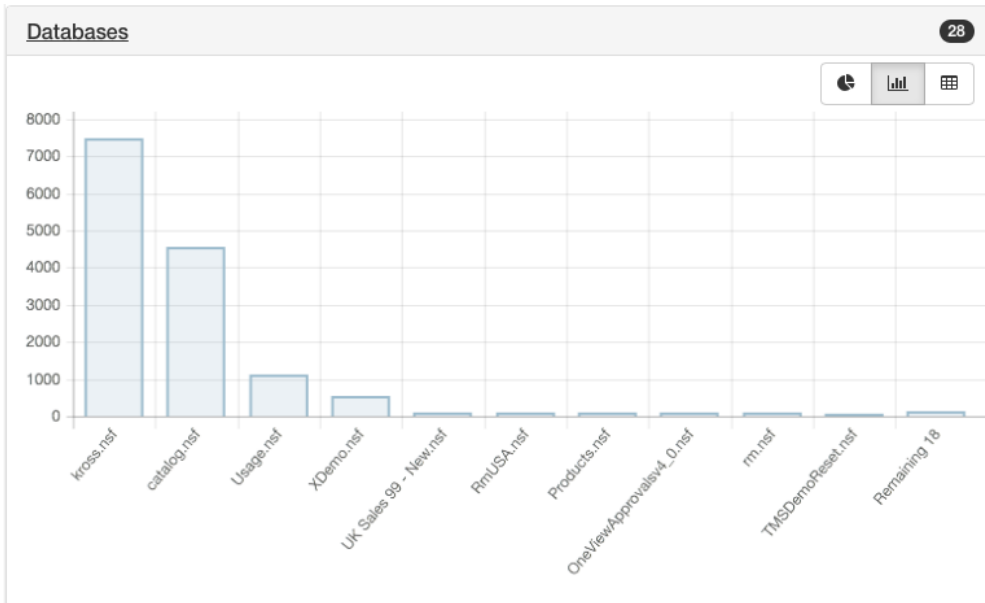
This screen shows the user list on the left and the details of the selected user on the right. You can expand the sections to view different types of data about the user. Teamstudio Adviser will remember which section you have expanded so that you will see a consistent view as you navigate through the application.

User Details

The *User Details* section, shown above, shows the same summary information available in the list.

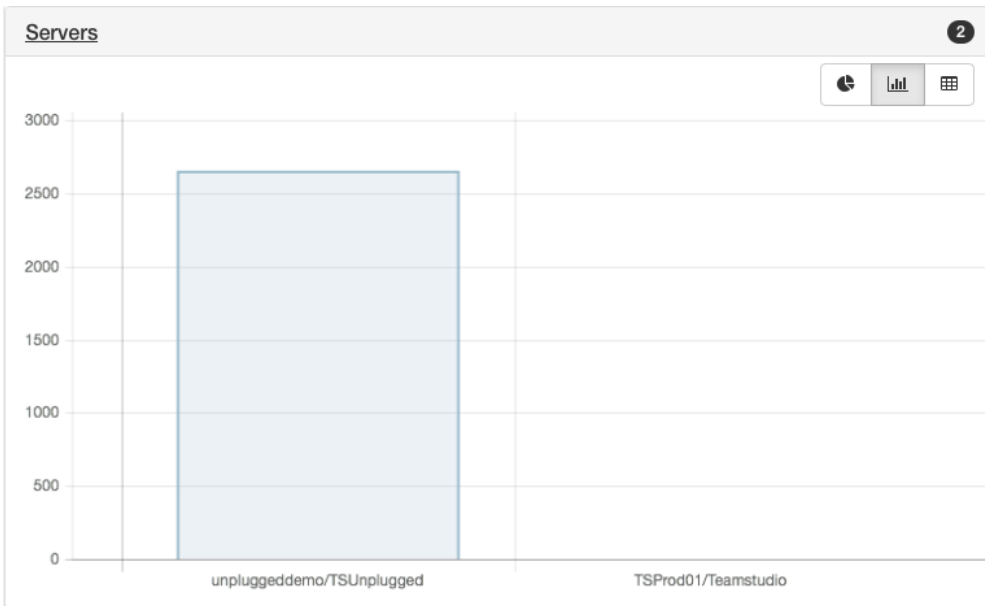
Databases

The *Databases* section shows which databases the user has accessed. The count, 28 in the screenshot, shows how many different databases the user has accessed.



Servers

The *Servers* section shows which servers the user has accessed. The count, 2 in the screenshot, shows how many different servers the user has accessed.



Keyboard Navigation

You can use the up and down arrows to move the previous and next users in the list.